

# TeV-scale Measurements or What to do with all that LHC Data

Tilman Plehn

Edinburgh & Heidelberg

BNL 11/2008

# Outline

BSM@LHC

Masses

Parameters

Errors

SFitter

Effective Standard Model

Masses from cascades

Underlying parameters

Annoying Errors

TeV-scale MSSM: SFitter

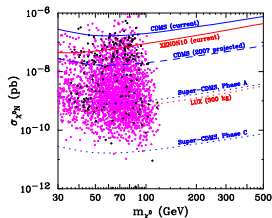
# Effective Standard Model in the LHC era

## Expectations from the LHC [Uli Baur's rule: 'there is always new physics at higher scales']

- find light Higgs?
- find new physics stabilizing Higgs mass?
- see dark-matter candidate?

## Particle theory and new physics

- model-independent analyses likely not helpful
- testing testable hypotheses [theory: e.g. Higgs sector and underlying theory?]
  - discrete hypotheses: spins,....
  - continuous hypotheses: masses,...
- link to other observations [DM+Tevatron: Hooper, TP, Valinotto]
- reconstruction of Lagrangian [theory+experiment]



# Effective Standard Model in the LHC era

## Expectations from the LHC [Uli Baur's rule: 'there is always new physics at higher scales']

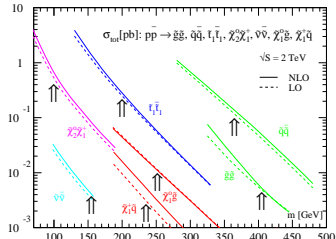
- find light Higgs?
- find new physics stabilizing Higgs mass?
- see dark-matter candidate?

## Particle theory and new physics

- model-independent analyses likely not helpful
- testing testable hypotheses [theory: e.g. Higgs sector and underlying theory?]  
discrete hypotheses: spins,....  
continuous hypotheses: masses,...
- link to other observations [DM+Tevatron: Hooper, TP, Valinotto]
- reconstruction of Lagrangian [theory+experiment]

## Special about LHC [except bigger than Tevatron]

- beyond inclusive searches [that was Tevatron]  
lots of strongly interacting particles  
cascade decays to DM candidate
  - general theme: try to survive QCD
- ⇒ aim at underlying theory — yes, we can!



# Effective Standard Model in the LHC era

## Expectations from the LHC [Uli Baur's rule: 'there is always new physics at higher scales']

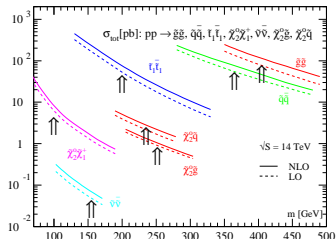
- find light Higgs?
- find new physics stabilizing Higgs mass?
- see dark-matter candidate?

## Particle theory and new physics

- model-independent analyses likely not helpful
- testing testable hypotheses [theory: e.g. Higgs sector and underlying theory?]  
discrete hypotheses: spins,....  
continuous hypotheses: masses,...
- link to other observations [DM+Tevatron: Hooper, TP, Valinotto]
- reconstruction of Lagrangian [theory+experiment]

## Special about LHC [except bigger than Tevatron]

- beyond inclusive searches [that was Tevatron]  
lots of strongly interacting particles  
cascade decays to DM candidate
  - general theme: try to survive QCD
- ⇒ **aim at underlying theory — yes, we can!**



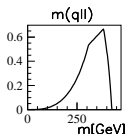
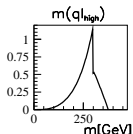
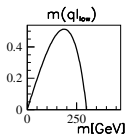
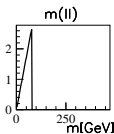
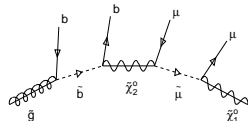
# Masses from cascades

## Cascade decays [Atlas-TDR, Cambridge]

- if new particles strongly interacting and LSP weakly interacting
- like Tevatron: jets + missing energy
- tough:  $(\sigma BR)_1 / (\sigma BR)_2$  [model dependence, QCD uncertainty]
- easier: cascade kinematics [ $10^7 \dots 10^8$  events]
- long chain  $\tilde{g} \rightarrow \tilde{b}\tilde{b} \rightarrow \tilde{\chi}_2^0 b\bar{b} \rightarrow \mu^+ \mu^- b\bar{b} \tilde{\chi}_1^0$
- thresholds & edges

$$0 < m_{\mu\mu}^2 < \frac{m_{\tilde{\chi}_2^0}^2 - m_{\tilde{b}}^2}{m_{\tilde{b}}} \frac{m_{\tilde{b}}^2 - m_{\tilde{\chi}_1^0}^2}{m_{\tilde{b}}}$$

⇒ new-physics mass spectrum from cascade kinematics





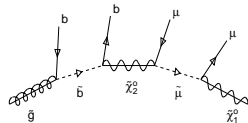
# Masses from cascades

## Cascade decays [Atlas-TDR, Cambridge]

- if new particles strongly interacting and LSP weakly interacting
- like Tevatron: jets + missing energy
- tough:  $(\sigma BR)_1 / (\sigma BR)_2$  [model dependence, QCD uncertainty]  
easier: cascade kinematics [10<sup>7</sup> . . . 10<sup>8</sup> events]
- long chain  $\tilde{g} \rightarrow \tilde{b}\bar{b} \rightarrow \tilde{\chi}_2^0 b\bar{b} \rightarrow \mu^+ \mu^- b\bar{b} \tilde{\chi}_1^0$
- thresholds & edges

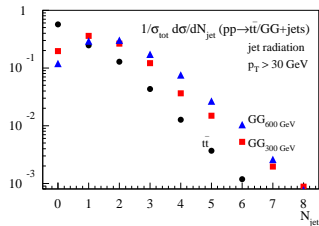
$$0 < m_{\mu\mu}^2 < \frac{m_{\tilde{\chi}_2^0}^2 - m_{\tilde{\ell}}^2}{m_{\tilde{\ell}}} \frac{m_{\tilde{\ell}}^2 - m_{\tilde{\chi}_1^0}^2}{m_{\tilde{\ell}}}$$

⇒ new-physics mass spectrum from cascade kinematics



## Likely bad ideas [Tait & TP; Alwall, Maltoni, de Visscher]

- decay jets vs QCD radiation
  - collinear initial state radiation [ $p_{T,j} < M_{\text{hard}}$ ]
  - proper description: CKKW/MLM [in MadEvent]
  - $\langle N_{\text{jet}} \rangle$  dependent on hard scale
  - study: two heavy states
- ⇒ QCD basics useful at LHC...





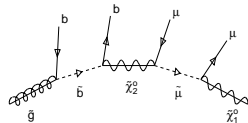
# Masses from cascades

## Cascade decays [Atlas-TDR, Cambridge]

- if new particles strongly interacting and LSP weakly interacting
- like Tevatron: jets + missing energy
- tough:  $(\sigma BR)_1 / (\sigma BR)_2$  [model dependence, QCD uncertainty]  
easier: cascade kinematics [10<sup>7</sup> . . . 10<sup>8</sup> events]
- long chain  $\tilde{g} \rightarrow \tilde{b}\bar{b} \rightarrow \tilde{\chi}_2^0 b\bar{b} \rightarrow \mu^+ \mu^- b\bar{b} \tilde{\chi}_1^0$
- thresholds & edges

$$0 < m_{\mu\mu}^2 < \frac{m_{\tilde{\chi}_2^0}^2 - m_{\tilde{\ell}}^2}{m_{\tilde{\ell}}} \frac{m_{\tilde{\ell}}^2 - m_{\tilde{\chi}_1^0}^2}{m_{\tilde{\ell}}}$$

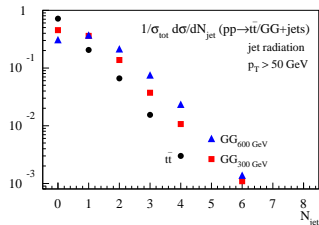
⇒ new-physics mass spectrum from cascade kinematics



## Likely bad ideas [Tait & TP; Alwall, Maltoni, de Visscher]

- decay jets vs QCD radiation
- collinear initial state radiation [ $p_{T,j} < M_{\text{hard}}$ ]
- proper description: CKKW/MLM [in MadEvent]
- $\langle N_{\text{jet}} \rangle$  dependent on hard scale
- study: two heavy states

⇒ QCD basics useful at LHC...



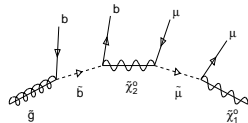
# Masses from cascades

## Cascade decays [Atlas-TDR, Cambridge]

- if new particles strongly interacting and LSP weakly interacting
- like Tevatron: jets + missing energy
- tough:  $(\sigma BR)_1 / (\sigma BR)_2$  [model dependence, QCD uncertainty]  
easier: cascade kinematics [10<sup>7</sup> . . . 10<sup>8</sup> events]
- long chain  $\tilde{g} \rightarrow \tilde{b}\bar{b} \rightarrow \tilde{\chi}_2^0 b\bar{b} \rightarrow \mu^+ \mu^- b\bar{b} \tilde{\chi}_1^0$
- thresholds & edges

$$0 < m_{\mu\mu}^2 < \frac{m_{\tilde{\chi}_2^0}^2 - m_{\tilde{\ell}}^2}{m_{\tilde{\ell}}} \frac{m_{\tilde{\ell}}^2 - m_{\tilde{\chi}_1^0}^2}{m_{\tilde{\ell}}}$$

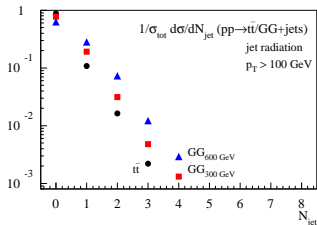
⇒ new-physics mass spectrum from cascade kinematics



## Likely bad ideas [Tait & TP; Alwall, Maltoni, de Visscher]

- decay jets vs QCD radiation
- collinear initial state radiation [ $p_{T,j} < M_{\text{hard}}$ ]
- proper description: CKKW/MLM [in MadEvent]
- $\langle N_{\text{jet}} \rangle$  dependent on hard scale
- study: two heavy states

⇒ QCD basics useful at LHC...



# Underlying parameters

## From kinematics to weak-scale parameters [Fittino; SFitter: Lafaye, TP, Rauch, Zerwas]

- parameters: weak-scale Lagrangian
- measurements: better edges than masses,  
branching fractions, rates,... [NLO, of course]  
flavor, dark matter, electroweak constraints,...
- errors: general correlation, statistics & systematics & theory [flat theory errors!]
- problem in grid: huge phase space, no local maximum?  
problem in fit: domain walls, no global maximum?  
**problem in interpretation: bad observables, secondary maxima?**

## Probability maps of new physics [Baltz,...; Roszkowski,...; Allanach,...; SFitter]

- want to evaluate probability of model being true  $p(m|d)$
- can compute fully exclusive likelihood map  $p(d|m)$  over  $m$  [tough]
- additional LHC challenge: remove poor directions [e.g. endpoints vs rates]
- Bayesian:  $p(m|d) \sim p(d|m) p(m)$  with theorists' bias  $p(m)$  [cosmology, BSM]  
frequentist: best-fitting point  $\max_m p(d|m)$  [flavor]
- LHC era: (1) compute high-dimensional map  $p(d|m)$   
(2) find and rank local best-fitting points  
(3) predict additional observables

# Markov chains

## Define set of representative points in new-physics space

- measure of ‘representative’: likely to agree with data [Markov chain]
- evaluate any function over chain

- (1) probability to agree with data  
weighted Markov chains [Rauch & TP; Ferrenberg & Swendsen]

$$P_{\text{bin}}(p \neq 0) = \frac{N}{\sum_{i=1}^N 1/p}$$

- (2) Higgs mass from LEP and DM relic density  
LHC rates from LEP and DM relic density  
dark matter detection from LEP and/or LHC...

⇒ **anything goes** [but better not \*\*\*\* up technically]

# Markov chains

## Define set of representative points in new-physics space

– measure of ‘representative’: likely to agree with data [Markov chain]

– evaluate any function over chain

(1) probability to agree with data

weighted Markov chains [Rauch & TP; Ferrenberg & Swendsen]

$$P_{\text{bin}}(p \neq 0) = \frac{N}{\sum_{i=1}^N 1/p}$$

(2) Higgs mass from LEP and DM relic density

LHC rates from LEP and DM relic density

dark matter detection from LEP and/or LHC...

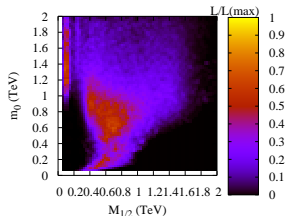
⇒ **anything goes** [but better not f\*\*\* up technically]

## MSUGRA as of today [Allanach, Cranmer, Lester, Weber; Roszkowski]

– ‘Which is the most likely parameter point?’

– ‘How does dark matter annihilate/couple?’

⇒ **really not hard to understand, aye?**



# Markov chains

## Define set of representative points in new-physics space

– measure of ‘representative’: likely to agree with data [Markov chain]

– evaluate any function over chain

(1) probability to agree with data

weighted Markov chains [Rauch & TP; Ferrenberg & Swendsen]

$$P_{\text{bin}}(p \neq 0) = \frac{N}{\sum_{i=1}^N 1/p}$$

(2) Higgs mass from LEP and DM relic density

LHC rates from LEP and DM relic density

dark matter detection from LEP and/or LHC...

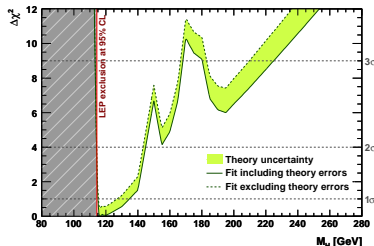
⇒ **anything goes** [but better not f\*\*\* up technically]

## Higgs mass as of today [GFitter]

– testing Standard Model hypothesis

– testing 2HDM hypothesis

– see also Masterfitter talk: A de Roeck



# Markov chains

## Define set of representative points in new-physics space

– measure of ‘representative’: likely to agree with data [Markov chain]

– evaluate any function over chain

(1) probability to agree with data

weighted Markov chains [Rauch & TP; Ferrenberg & Swendsen]

$$P_{\text{bin}}(p \neq 0) = \frac{N}{\sum_{i=1}^N 1/p}$$

(2) Higgs mass from LEP and DM relic density

LHC rates from LEP and DM relic density

dark matter detection from LEP and/or LHC...

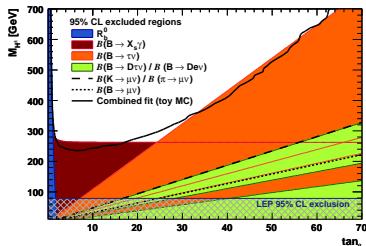
⇒ anything goes [but better not f\*\*\* up technically]

## Higgs mass as of today [GFitter]

– testing Standard Model hypothesis

– testing 2HDM hypothesis

– see also Masterfitter talk: A de Roeck



# Markov chains

## Define set of representative points in new-physics space

– measure of ‘representative’: likely to agree with data [Markov chain]

– evaluate any function over chain

(1) probability to agree with data

weighted Markov chains [Rauch & TP; Ferrenberg & Swendsen]

$$P_{\text{bin}}(p \neq 0) = \frac{N}{\sum_{i=1}^N 1/p}$$

(2) Higgs mass from LEP and DM relic density

LHC rates from LEP and DM relic density

dark matter detection from LEP and/or LHC...

⇒ **anything goes** [but better not f\*\*\* up technically]

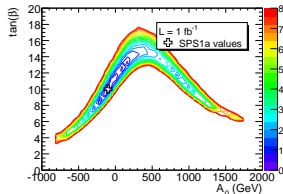
## SUSY parameters from LHC and/or ILC [Fittino]

– testing MSUGRA or MSSM

– technically: Markov chain or simulated annealing

– ILC is of course cooler than LHC

but has not even cosmics to look at...





# Markov chains

## Define set of representative points in new-physics space

– measure of ‘representative’: likely to agree with data [Markov chain]

– evaluate any function over chain

(1) probability to agree with data

weighted Markov chains [Rauch & TP; Ferrenberg & Swendsen]

$$P_{\text{bin}}(p \neq 0) = \frac{N}{\sum_{i=1}^N 1/p}$$

(2) Higgs mass from LEP and DM relic density

LHC rates from LEP and DM relic density

dark matter detection from LEP and/or LHC...

⇒ **anything goes** [but better not f\*\*\* up technically]

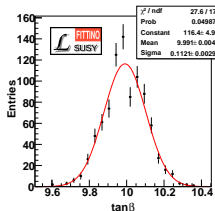
## SUSY parameters from LHC and/or ILC [Fittino]

– testing MSUGRA or MSSM

– technically: Markov chain or simulated annealing

– ILC is of course cooler than LHC

but has not even cosmics to look at...



# Markov chains

## Define set of representative points in new-physics space

– measure of ‘representative’: likely to agree with data [Markov chain]

– evaluate any function over chain

(1) probability to agree with data

weighted Markov chains [Rauch & TP; Ferrenberg & Swendsen]

$$P_{\text{bin}}(p \neq 0) = \frac{N}{\sum_{i=1}^N 1/p}$$

(2) Higgs mass from LEP and DM relic density

LHC rates from LEP and DM relic density

dark matter detection from LEP and/or LHC...

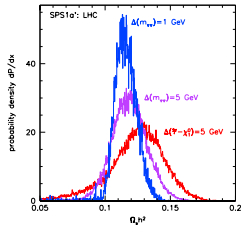
⇒ **anything goes** [but better not f\*\*\* up technically]

## Dark matter from LHC or ILC [Baltz et al]

– not very conclusive at LHC unless it’s the CMSSM

– annoying dependence on measurement errors

– part of ILC case, because the ILC is much cooler...



# Markov chains

## Define set of representative points in new-physics space

– measure of ‘representative’: likely to agree with data [Markov chain]

– evaluate any function over chain

(1) probability to agree with data

weighted Markov chains [Rauch & TP; Ferrenberg & Swendsen]

$$P_{\text{bin}}(p \neq 0) = \frac{N}{\sum_{i=1}^N 1/p}$$

(2) Higgs mass from LEP and DM relic density

LHC rates from LEP and DM relic density

dark matter detection from LEP and/or LHC...

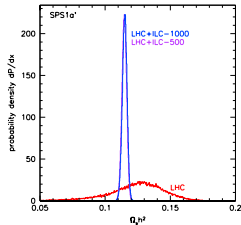
⇒ **anything goes** [but better not f\*\*\* up technically]

## Dark matter from LHC or ILC [Baltz et al]

– not very conclusive at LHC unless it's the CMSSM

– annoying dependence on measurement errors

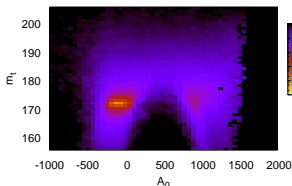
– part of ILC case, because the ILC is much cooler...



# Correlations and errors

## Toy model: MSUGRA map from LHC [LHC endpoints with free $y_t$ ]

- model unrealistic but useful testing ground [will do anything for citations]
  - weighted Markov chains: several times faster
  - SFitter output #1: fully exclusive likelihood map  
SFitter output #2: ranked list of local maxima
  - strong correlation e.g. of  $A_0$  and  $y_t$  [including all errors]
- ⇒ **correlations and secondary maxima significant** [0709.3985]



$\chi^2$	$m_0$	$m_1/2$	$\tan \beta$	$A_0$	$\mu$	$m_t$
0.3e-04	100.0	250.0	10.0	-99.9	+	171.4
100	27.42	99.7	11.7	848.9	+	181.6
10	54.12	107.2	13.3	-97.4	-	171.1
1	70.99	108.5	13.9	26.4	-	173.6
	88.53	107.7	12.9	802.7	-	182.7
	...					

# Correlations and errors

## Toy model: MSUGRA map from LHC [LHC endpoints with free $y_t$ ]

- model unrealistic but useful testing ground [will do anything for citations]
  - weighted Markov chains: several times faster
  - SFitter output #1: fully exclusive likelihood map  
SFitter output #2: ranked list of local maxima
  - strong correlation e.g. of  $A_0$  and  $y_t$  [including all errors]
- ⇒ **correlations and secondary maxima significant** [0709.3985]

## A word on errors

- central values secondary locally
- statistical errors Gaussian  
systematic errors Gaussian, correlated  
theory errors flat
- RFit scheme [CKMFitter]

$$\chi^2 = -2 \log \mathcal{L} = \vec{\chi}_d^T \mathbf{C}^{-1} \vec{\chi}_d$$

$$\chi_{d,i} = \begin{cases} 0 & |d_i - \bar{d}_i| < \sigma_i^{(\text{theo})} \\ \frac{\mathcal{D} |d_i - \bar{d}_i| - \sigma_i^{(\text{theo})}}{\mathcal{D} \sigma_i^{(\text{exp})}} & |d_i - \bar{d}_i| > \sigma_i^{(\text{theo})} \end{cases},$$

$$C_{i,i} = 1 \quad C_{i,j} = C_{j,i} = \frac{0.99 \sigma_i^{(\ell)} \sigma_j^{(\ell)} + 0.99 \sigma_i^{(j)} \sigma_j^{(j)}}{\sigma_i^{(\text{exp})} \sigma_j^{(\text{exp})}}$$

# Correlations and errors

## Toy model: MSUGRA map from LHC [LHC endpoints with free $y_t$ ]

- model unrealistic but useful testing ground [will do anything for citations]
  - weighted Markov chains: several times faster
  - SFitter output #1: fully exclusive likelihood map  
SFitter output #2: ranked list of local maxima
  - strong correlation e.g. of  $A_0$  and  $y_t$  [including all errors]
- ⇒ **correlations and secondary maxima significant** [0709.3985]

## A word on errors

- central values secondary locally
- statistical errors Gaussian  
systematic errors Gaussian, correlated  
theory errors flat
- theory error sizeable

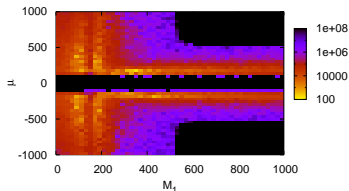
	SPS1a	$\Delta_{\text{zero}}^{\text{theo-exp}}$	$\Delta_{\text{zero}}^{\text{expNoCorr}}$	$\Delta_{\text{zero}}^{\text{theo-exp}}$	$\Delta_{\text{gauss}}^{\text{theo-exp}}$	$\Delta_{\text{flat}}^{\text{theo-exp}}$
		masses	endpoints			
$m_0$	100	4.11	1.08	0.50	2.97	2.17
$m_{1/2}$	250	1.81	0.98	0.73	2.99	2.64
$\tan \beta$	10	1.69	0.87	0.65	3.36	2.45
$A_0$	-100	36.2	23.3	21.2	51.5	49.6
$m_t$	171.4	0.94	0.79	0.26	0.89	0.97

⇒ **errors mean: endpoints instead of masses**

# TeV-scale MSSM: SFitter

## MSSM map from LHC

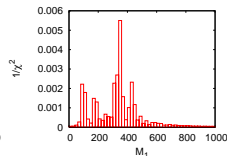
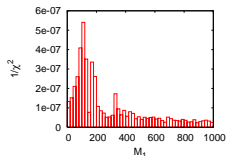
- shifting from 6D to 19D parameter space [killing grids, Minuit, laptop-style fits...]
- Markov chain globally + hill climber locally
- SFitter outputs #1 and #2 still the same [weighted Markov chain plus hill climber]
- three neutralinos observed [left: Bayesian — right: likelihood]



# TeV-scale MSSM: SFitter

## MSSM map from LHC

- shifting from 6D to 19D parameter space [killing grids, Minuit, laptop-style fits...]
- Markov chain globally + hill climber locally
- SFitter outputs #1 and #2 still the same [weighted Markov chain plus hill climber]
- three neutralinos observed [left: Bayesian — right: likelihood]



- quality of fit not always useful

	$\mu < 0$				$\mu > 0$			
$M_1$	96.6	175.1	103.5	365.8	98.3	176.4	105.9	365.3
$M_2$	181.2	98.4	350.0	130.9	187.5	103.9	348.4	137.8
$\mu$	-354.1	-357.6	-177.7	-159.9	347.8	352.6	178.0	161.5
$\tan \beta$	14.6	14.5	29.1	32.1	15.0	14.8	29.2	32.1
$M_3$	583.2	583.3	583.3	583.5	583.1	583.1	583.3	583.4
$M_{\tilde{\mu}L}$	192.7	192.7	192.7	192.9	192.6	192.6	192.7	192.8
$M_{\tilde{\mu}R}$	131.1	131.1	131.1	131.3	131.0	131.0	131.1	131.2
$A_t (-)$	-252.3	-348.4	-477.1	-259.0	-470.0	-484.3	-243.4	-465.7
$A_t (+)$	384.9	481.8	641.5	432.5	739.2	774.7	440.5	656.9
$m_A$	350.3	725.8	263.1	1020.0	171.6	156.5	897.6	256.1
$m_t$	171.4	171.4	171.4	171.4	171.4	171.4	171.4	171.4

⇒ means probably much more work to do...



# Beyond the LHC

## Why theorists involved?

- want to learn statistics [usually get that badly wrong]
- theory errors not negligible [rates for focus–point scenarios]
- link with other observations model dependent

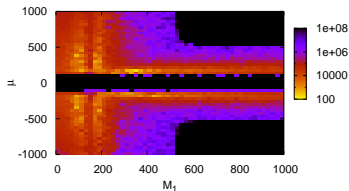
# Beyond the LHC

## Why theorists involved?

- want to learn statistics [usually get that badly wrong]
- theory errors not negligible [rates for focus–point scenarios]
- link with other observations model dependent

## MSSM parameters beyond LHC

- remember: unknown  $\text{sign}(\mu)$ , believe–based  $\tan \beta$  from  $m_h$
- LHC rates:  $\tan \beta$  from heavy Higgs tough [Kinnunen, Lehti, Moortgat, Nikitenko, Spira]



# Beyond the LHC

## Why theorists involved?

- want to learn statistics [usually get that badly wrong]
- theory errors not negligible [rates for focus–point scenarios]
- link with other observations model dependent

## MSSM parameters beyond LHC

- remember: unknown  $\text{sign}(\mu)$ , believe–based  $\tan \beta$  from  $m_h$
  - LHC rates:  $\tan \beta$  from heavy Higgs tough [Kinnunen, Lehti, Moortgat, Nikitenko, Spira]
- (1) use current precision on  $(g - 2)_\mu \sim \tan \beta$  [SFitter + Alexander, Kreiss]
- **strongly correlated and promising**

	LHC		LHC $\otimes (g - 2)$		SPS1a
$\tan \beta$	<b>10.0</b> $\pm$	<b>4.5</b>	<b>10.3</b> $\pm$	<b>2.0</b>	<b>10.0</b>
$M_1$	102.1 $\pm$	7.8	102.7 $\pm$	5.9	103.1
$M_2$	193.3 $\pm$	7.8	193.2 $\pm$	5.8	192.9
$M_3$	577.2 $\pm$	14.5	578.2 $\pm$	12.1	577.9
$M_{\tilde{\mu}_L}$	193.2 $\pm$	8.8	194.0 $\pm$	6.8	194.4
$M_{\tilde{\mu}_R}$	135.0 $\pm$	8.3	135.6 $\pm$	6.3	135.8
$M_{\tilde{q}_3L}$	481.4 $\pm$	22.0	485.6 $\pm$	22.4	480.8
$M_{\tilde{t}_R}$	501.7 $\pm$	17.9	499.2 $\pm$	19.3	502.9
$M_{\tilde{q}_L}$	524.6 $\pm$	14.5	525.5 $\pm$	10.6	526.6
$M_{\tilde{q}_R}$	507.3 $\pm$	17.5	507.6 $\pm$	15.8	508.1
$m_A$	406.3 $\pm \mathcal{O}(10^3)$		411.1 $\pm \mathcal{O}(10^2)$		394.9
$\mu$	350.5 $\pm$	14.5	352.5 $\pm$	10.8	353.7

# Beyond the LHC

## Why theorists involved?

- want to learn statistics [usually get that badly wrong]
- theory errors not negligible [rates for focus–point scenarios]
- link with other observations model dependent

## MSSM parameters beyond LHC

- remember: unknown sign( $\mu$ ), believe–based  $\tan \beta$  from  $m_h$
  - LHC rates:  $\tan \beta$  from heavy Higgs tough [Kinnunen, Lehti, Moortgat, Nikitenko, Spira]
- (1) use current precision on  $(g - 2)_\mu \sim \tan \beta$  [SFitter + Alexander, Kreiss]
    - **strongly correlated and promising**
  - (2) use  $\text{BR}(B_s \rightarrow \mu\mu)$  with stop–chargino sector [Hisano, Kawagoe, Nojiri]
    - 7% error on  $f_{B_s}$  by 2015 crucial [Della Morte, Del Debbio; SFitter + Jäger, Spannowsky]
    - **perturbative effects secondary**

	no theory error			$\Delta\text{BR}/\text{BR} = 15\%$	
	true	best	error	best	error
$\tan \beta$	<b>30</b>	<b>29.5</b>	<b>3.4</b>	<b>29.5</b>	<b>6.5</b>
$M_A$	344.3	344.4	33.8	344.3	31.2
$M_1$	101.7	100.9	16.3	100.9	16.4
$M_2$	192.0	200.3	18.9	200.3	18.8
$M_3$	586.4	575.8	28.8	575.8	28.7
$\mu$	345.8	325.6	20.6	325.6	20.6
$M_{\tilde{t},R}$	430.0	400.4	79.5	399.8	79.5

# Beyond the LHC

## Why theorists involved?

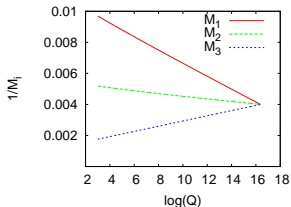
- want to learn statistics [usually get that badly wrong]
- theory errors not negligible [rates for focus-point scenarios]
- link with other observations model dependent

## MSSM parameters beyond LHC

- remember: unknown  $\text{sign}(\mu)$ , believe-based  $\tan \beta$  from  $m_h$
- LHC rates:  $\tan \beta$  from heavy Higgs tough [Kinnunen, Lehti, Moortgat, Nikitenko, Spira]
- (1) use current precision on  $(g - 2)_\mu \sim \tan \beta$  [SFitter + Alexander, Kreiss]
  - **strongly correlated and promising**
- (2) use  $\text{BR}(B_s \rightarrow \mu\mu)$  with stop-chargino sector [Hisano, Kawagoe, Nojiri]
  - 7% error on  $f_{B_s}$  by 2015 crucial [Della Morte, Del Debbio; SFitter + Jäger, Spannowsky]
  - **perturbative effects secondary**

## Renormalization group bottom-up [SFitter + Kneur]

- SUSY breaking, unification, GUT?
  - scale-invariant sum rules? [Cohen, Schmalz]
- ⇒ **solidly inference from weak scale**



# New physics at the LHC

## Understanding the TeV scale

- (1) look for solid new-physics signals
  - (2) measure weak-scale Lagrangian
  - (3) determine fundamental physics
    - construct new-physics hypotheses
    - avoid getting killed by QCD
    - supersymmetry just one example
- ⇒ **LHC more than a discovery machine!**



TeV-scale  
Measurements

Tilman Plehn

BSM@LHC

Masses

Parameters

Errors

**SFitter**